









## The Mouth of the Cave

	<p><u>time frame:</u> ~ 15-20 min</p>
	<p><u>Location:</u> in- and outdoors</p>
	<p><u>participants:</u> up to 4 people</p>
	<p><u>material:</u> paper or cardboard in DIN A6 (postcards), scissors (one or more)</p>
	<p><u>procedure:</u> From the cardboard cut out an enclosed circle which serves as the entrance to the cave. All participants have to ascend the „entrance“ one after the other.</p>
	<p><u>goal / purpose:</u></p> <ul style="list-style-type: none"> <li>• Creativity</li> <li>• Development of a tolerance level for frustration</li> </ul> <p><u>solution:</u> Fold card lengthwise, start cutting on the buckled side, cut from „open“ side, opposite side and so on, cut through rack - voila!</p>
	<p><u>Questions for discussion:</u></p> <ul style="list-style-type: none"> <li>- Did you discuss about the insolubility of the task?</li> <li>- Did you act or have you develop strategies?</li> </ul>
	<p><u>Source:</u> game pool of PFIFF, Hochschule Fulda</p>